


BROWSER CONSIGLIATO FIREFOX

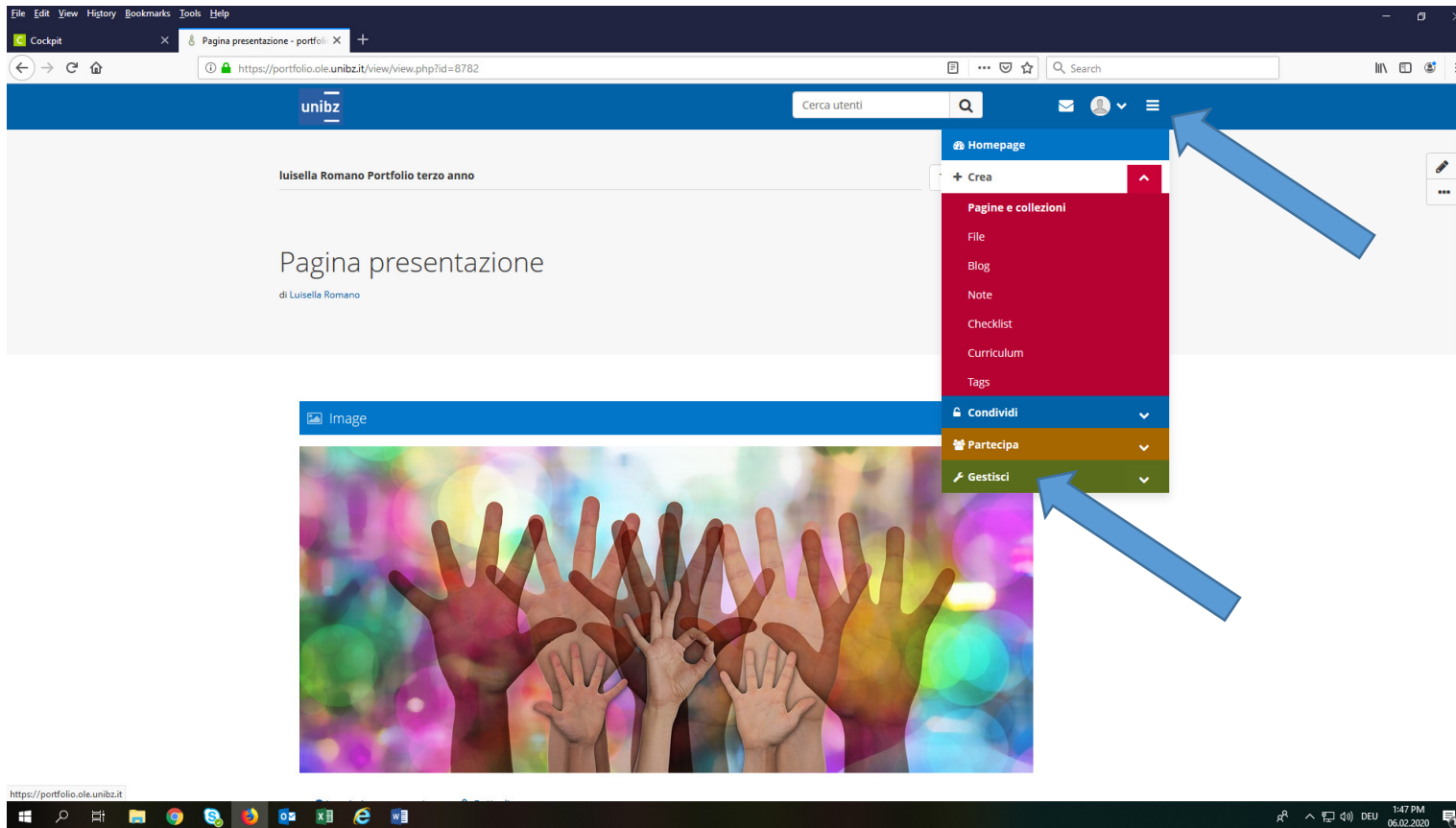


Il tutorial si riferisce a Firefox

oppure CHROME:



Aprire il proprio portfolio e cliccare in alto a dx su "Gestisci"

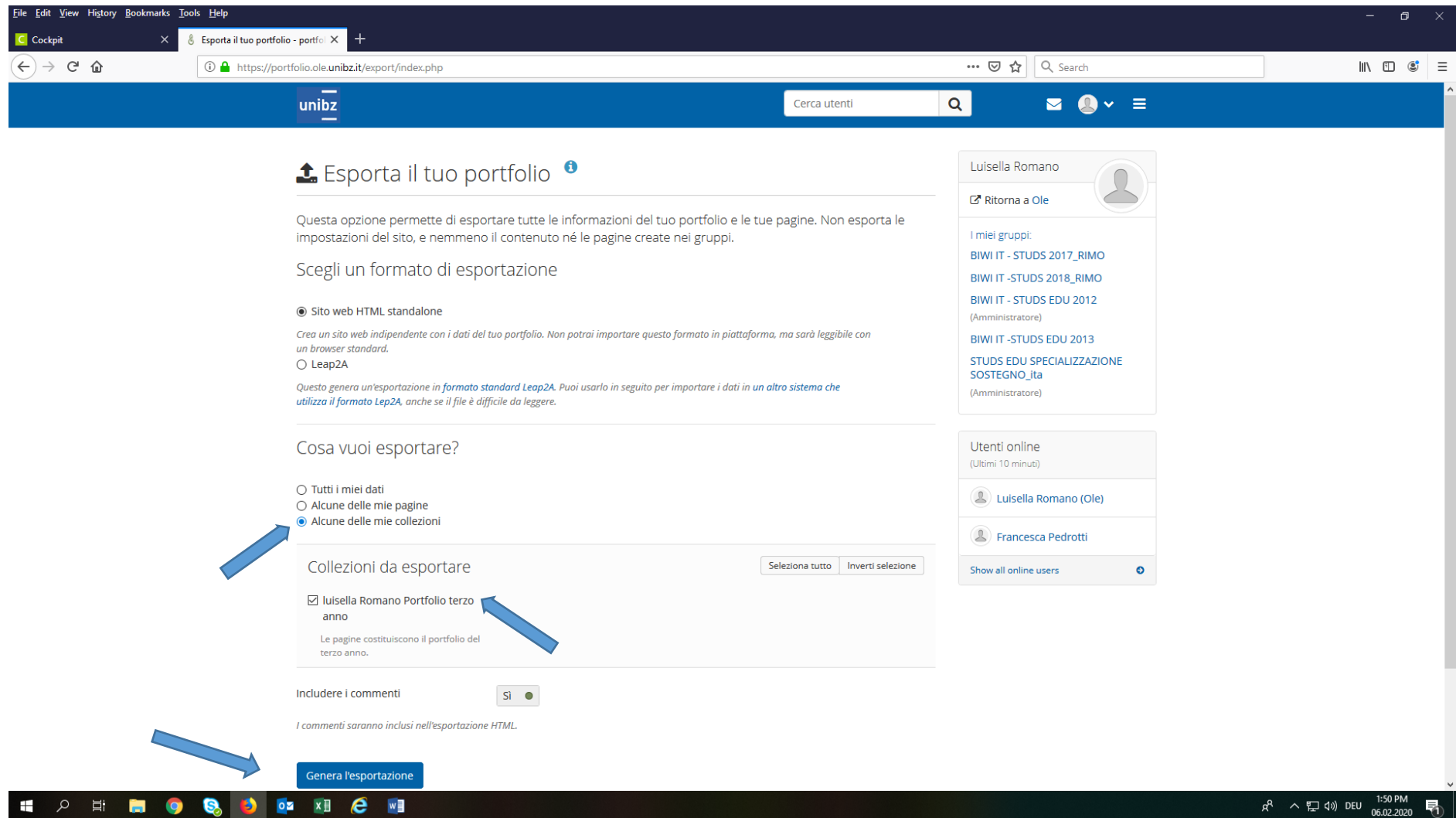


E poi su "Esporta"

The screenshot shows a web browser window with the following elements:

- Browser Tab:** "Pagina presentazione - portfoli... X"
- Address Bar:** "https://portfolio.ole.unibz.it/view/view.php?id=8782"
- Page Header:** "unibz" logo and "Cerca utenti" search bar.
- Main Content:** "luisella Romano Portfolio terzo anno" and "Pagina presentazione di Luisella Romano".
- Dropdown Menu:** Opened on the right side, containing options: "Homepage", "+ Crea", "Condividi", "Partecipa", "Gestisci", "Esporta", and "Importa". A blue arrow points to the "Esporta" option.
- Image Preview:** A blue bar labeled "Image" is positioned above a preview image of multiple hands raised against a colorful bokeh background.
- Taskbar:** Shows the Windows taskbar with various application icons and system tray information: "1:49 PM 06.02.2020".

Nella schermata successiva:



Selezionare "Alcune delle mie collezioni" e scegliere il portfolio del Terzo Anno.

Cliccare quindi in basso su "Genera esportazione" e attendere qualche secondo.

Terminato il download cliccare su “Save File” e confermare “OK”:

The screenshot shows a web browser window with the URL <https://portfolio.ole.unibz.it/export/index.php>. The page title is "Esporta il tuo portfolio" and the main heading is "Esporta il tuo portfolio". Below the heading, it says "Per favore aspetta mentre sto generando la tua esportazione...". A file download dialog box is open, titled "Opening mahara-export-html-user7-1580993601.zip". The dialog shows the file name "mahara-export-html-user7-1580993601.zip" and its size "6.4 MB". It asks "What should Firefox do with this file?" and has two radio buttons: "Open with Windows Explorer (default)" and "Save File". The "Save File" option is selected. There are "OK" and "Cancel" buttons at the bottom of the dialog. A blue arrow points to the "Save File" option, and another blue arrow points to the "OK" button. The browser's address bar shows the URL and search icons. The page footer includes the Mahara logo and links for "Note legali", "Su di noi", "Contattaci", and "Aiuto". The Windows taskbar at the bottom shows the system tray with the date "06.02.2020" and time "1:53 PM".

Successivamente aprire l'elenco dei documenti scaricati e cliccare sul file:

The screenshot shows a web browser window with the following elements:

- Browser Tab:** "Esporta il tuo portfolio - portfoi X"
- Address Bar:** "https://portfolio.ole.unibz.it/export/index.php"
- Page Header:** "unibz" logo and "Cerca utenti" search bar.
- Main Content:**
  - Section: "Esporta il tuo portfolio" with an info icon.
  - Text: "Per favore aspetta mentre sto generando la tua esportazione..."
  - Message box: "Esportazione generata correttamente. [Continua](#)"
- Right Sidebar:**
  - User profile: "Luisella Romano" with a "Ritorna a Ole" link.
  - Section: "I miei gruppi:" listing "BIWI IT - STUDS 2017\_RIMO", "BIWI IT -STUDS 2018\_RIMO", "BIWI IT -STUDS EDU 2012 (Amministratore)", "BIWI IT -STUDS EDU 2013", and "STUDS EDU SPECIALIZZAZIONE SOSTEGNO\_Ita (Amministratore)".
  - Section: "Utenti online (Ultimi 10 minuti)" listing "Luisella Romano (Ole)" and "Francesca Pedrotti".
  - Link: "Show all online users"
- Download Notification:** A toast notification at the top right shows a file named "mahara-export-html-user7-1580993601.zip" with an "Open File" button. A blue arrow points to this notification.

At the bottom, the footer includes the "Powered by mahara" logo and links for "Note legali", "Su di noi", "Contattaci", and "Aiuto". The Windows taskbar at the very bottom shows the time as 1:55 PM on 06.02.2020.

Aprire il "Downloads" e cliccare con il tasto destro sul documento:

Esporta il tuo po

Per favore

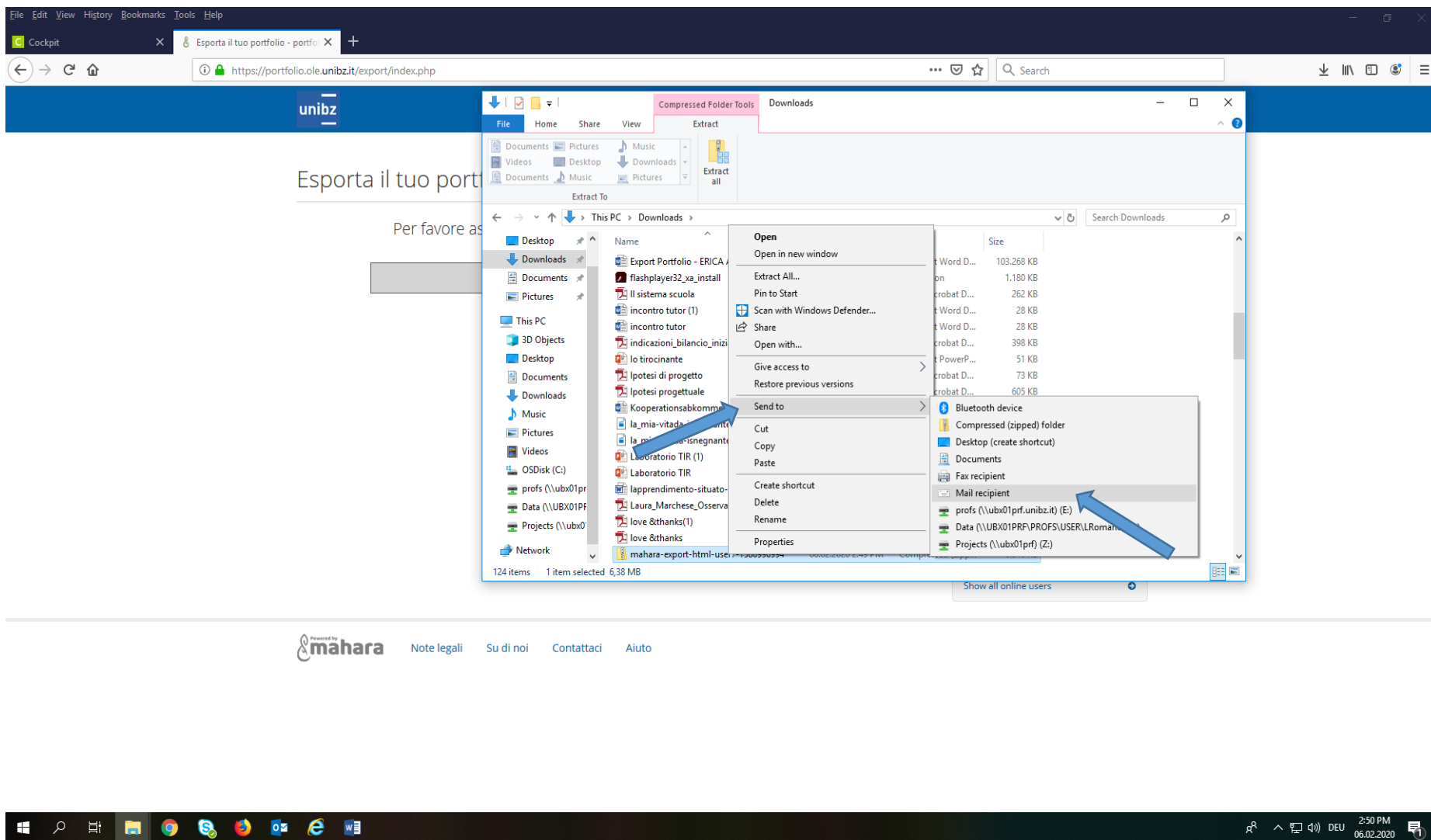
Name	Date modified	Type	Size
Export Portfolio - ERICA AVONDO	11.06.2019 9:19 AM	Microsoft Word D...	103.268 KB
flashplayer32_xa_install	17.04.2019 3:25 PM	Application	1.180 KB
Il sistema scuola	11.06.2019 12:15 PM	Adobe Acrobat D...	262 KB
incontro tutor (1)	23.11.2017 11:54 AM	Microsoft Word D...	28 KB
incontro tutor	23.11.2017 11:54 AM	Microsoft Word D...	28 KB
indicazioni_bilancio_iniziale	15.06.2018 1:00 PM	Adobe Acrobat D...	398 KB
Io tirocinante	29.10.2019 3:45 PM	Microsoft PowerP...	51 KB
Ipotesi di progetto	18.11.2019 11:40 AM	Adobe Acrobat D...	73 KB
Ipotesi progettuale	18.11.2019 11:31 AM	Adobe Acrobat D...	605 KB
Kooperationsabkommen_AUSLAND_MU...	15.05.2018 9:01 AM	Microsoft Word D...	75 KB
la_mia-vitada-isegnante-bz (1)	02.07.2018 12:32 PM	MOV File	4.893 KB
la_mia-vitada-isegnante-bz	02.07.2018 12:32 PM	MOV File	4.893 KB
Laboratorio TIR (1)	29.01.2018 9:37 AM	Microsoft PowerP...	2.028 KB
Laboratorio TIR	29.01.2018 9:37 AM	Microsoft PowerP...	2.028 KB
lapprendimento-situato-e-le-comunita-...	06.02.2018 3:41 PM	Microsoft Word 9...	44 KB
Laura_Marchese_OsservazioneSulMeStessa	29.10.2019 3:44 PM	Adobe Acrobat D...	589 KB
love &thanks(1)	05.09.2018 2:20 PM	Adobe Acrobat D...	11 KB
love &thanks	05.09.2018 2:14 PM	Adobe Acrobat D...	122 KB
<b>mahara-export-html-user7-1580994477</b>	06.02.2020 2:08 PM	Compressed (zipp...	6.540 KB

125 items 1 item selected 6,38 MB

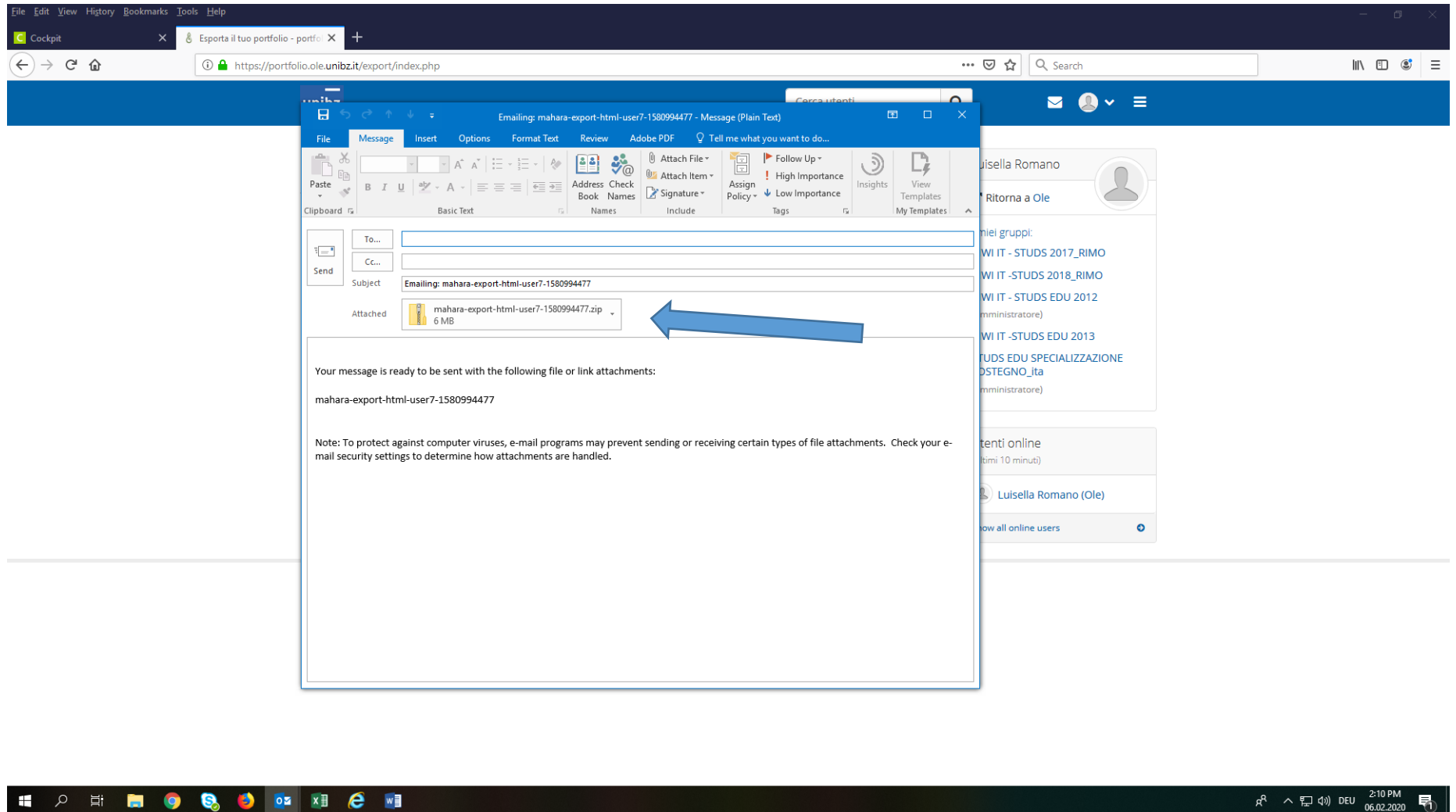
powered by mahara Note legali Su di noi Contattaci Aiuto

2:08 PM 06.02.2020

Cliccare su “send to” e scegliere “Mail recipient”:



Si apre la mail con il documento zippato allegato, pronto per essere spedito al coordinatore:



In questo modo noi coordinatori possiamo aprire tutte e tre le pagine del portfolio, visionarle, salvarle e stamparle!